



240 MICHIGAN STREET
 SUITE B
 LOCKPORT, NY 14108
 (716) 345-1339
 WWW.WAHISTUDIO.ORG

Your Community Art Studio

WAHI Studio INC is an art education
 nonprofit 501(c)3 EIN 85-2853560

YOUNGSTOWN SPLASHPAD: NON-SKID EDUCATION MURAL

This is a proposal for a non-skid educational mural on the Youngstown Splashpad located in Faulkner Park. This project will be paid for through fundraising efforts of private citizens and Friends of Youngstown. The artist and organization designing and installing the murals is Jessica Tomaino of WAHI Studio INC. (educational 401(c)3 nonprofit). Actual cost quote will be provided after supplies are sourced. Anticipating somewhere around \$5,000 in labor and supply. This could be more or less with design decisions and application strategies.

SUPPLY

UT-80 ADHESION PRIMER



UT-80 ADHESION PRIMER is a 2 component water-based epoxy primer/sealer that can be used on concrete, wood, fiberglass and painted surfaces to promote adhesion between the substrate and Tuff Coat. UT-80 Adhesion Primer can be applied to damp concrete surfaces following proper application procedures. UT-80 Adhesion Primer is compatible with all Tuff Coat rubberized non-skid coatings.

APPLICATION GUIDES

FIBERGLASS, CONCRETE & WOOD



2 COATS OF TUFF COAT RUBBERIZED NON-SKID COATING
 1 COAT OF TUFF COAT UT-80 ADHESION PRIMER

FIBERGLASS
 CONCRETE
 WOOD

ROLLING TUFF COAT TOPCOAT



USE ONLY TUFF COAT TEXTURED ROLLERS.
 Tuff Coat Rollers are specifically designed to lift aggregate and distribute it on the surface properly. Using a traditional nap paint roller will push the aggregate around resulting in a non-uniform finish.

Pour Tuff Coat into a 5 gallon bucket (combine multiple gallons if possible). Lightly dampen Tuff Coat roller with water. Dip roller into the bottom of the 5 gallon bucket and spin the roller a few times, completely saturate the roller with Tuff Coat. Leave no bare spots on the roller.

Apply the first coat as a thin coat. Re-saturate the roller after each pass. Make 4 to 5 consecutive passes in the same direction, with each pass right next to the other.



When applying, roll in one direction first, then roll in the opposite direction to properly blend the product and create a uniform, textured finish.

Once an area is covered, it is helpful to run the roller very lightly over the surface to ensure even distribution of color and rubber. Repeat this process next to the previously coated section to ensure that the areas blend together.

When the surface is dry to the touch you may apply the next coat of Tuff Coat topcoat.

Repeat the first coat instructions for subsequent applications. Be sure to apply Tuff Coat at a right angle to the previous application.

- Tuff Coat Primer
- Tuff Coat Paint
- Tuff Coat Rollers
- Stencil Material
- Cutting Tools



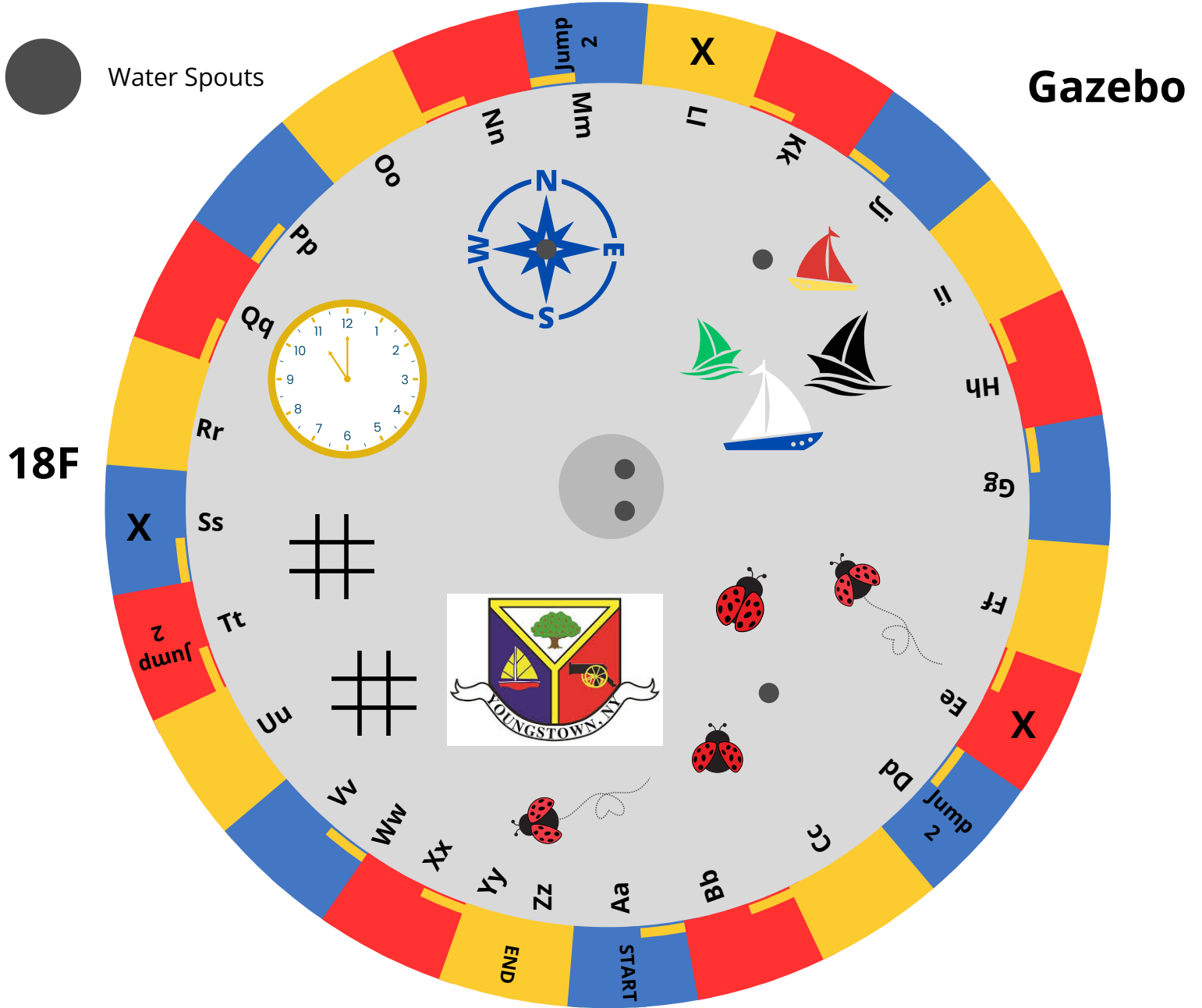
The more colors used the more expensive the cost of this project. This paint cannot be applied with a brush and is sold in 5 gallon quantities.

AVAILABLE COLORS

BLACK UT-101 / UT-201	BRICK RED UT-102	CARIBBEAN BLUE UT-103 / UT-203
DARK BLUE UT-104 / UT-204	DARK BROWN UT-105	DARK GRAY UT-106 / UT-206
DARK GREEN UT-107	GREEN UT-108 / UT-208	KEY WEST SAND UT-109 / UT-209
LIGHT BLUE UT-110	LIGHT GRAY UT-111 / UT-211	MEDIUM BLUE UT-112 / UT-212
MEDIUM GRAY UT-113 / UT-213	OLIVE UT-114	RED UT-115
SAND UT-116 / UT-216	TAN UT-117 / UT-217	WATERPARK BLUE UT-118 / UT-218
WHITE UT-119 / UT-219	SAFETY ORANGE UT-220	SAFETY YELLOW UT-221
BLACK UT-301	<small>NOTE: ALL COLOR SWATCHES SHOWN IN THIS BROCHURE ARE APPROXIMATIONS OF THE ACTUAL PRODUCT COLOR IN THE CAN.</small>	

FIRST RENDERING


This is not an exact rendering. It is a visual aid to the conceptual ideas for this splash pad mural project. There are 30 outer rectangles. The inner circle of concrete is broken into 4 slices with a center circle (pictured). There are multiple shouts but none on the 18F side.




Additions for this project are pieces for tic tac toe, foam dice or color cards for the board squares (think Candyland), and pool noodles or "arms" for the clock. Older children can play tic tac toe, the clock, and understand the board game. Younger children can follow the alphabet, count the clock numbers, play the board game with help, and name the shapes behind the lady bugs.



CONCEPTS




3x3ft tic tac toe boards



Compass



Lady Bugs that have shapes in their flight trails. (These would tie in the lady bug from the playground.)



Outer rectangles are Board game squares. This will promote taking turns, counting, and use the full body.

abc

Alphabet next to board game squares along the outside. Upper and lower case.



5ft Numbered clock. Kids can use pool noodles for hands to show times in a game.




Sailboats



PHOTO REFERENCE





240 MICHIGAN STREET
 SUITE B
 LOCKPORT, NY 14108
 (716) 345-1339
 WWW.WAHISTUDIO.ORG

Your Community Art Studio

WAHI Studio INC is an art education
 nonprofit 501(c)3 EIN 85-2853560


ABOUT THE ARTIST



"Miss Jess" is the founder of WAHI Studio INC. (8/31/2020) She is the main art instructor and the Executive Director. Her education is a Bachelor Degree in Hospitality Tourism & Recreation Event Management from Niagara University and an Associate Degree in Fine Art from Niagara County Community College. She has been a freelance artist specializing in pet portraits since 2011, chalk artist since 2013, and independent art instructor since 2017, and muralist since 2018. Jess is also a mother of two little girls, two Springer Spaniels, and wife to her college sweetheart. She grew up in Ransomville, NY and lives in Newfane now. You can find all of her artwork on her instagram @jess.tomaino.art or on her website at www.jesstomainoart.com

MURAL WORKS

Town of Amherst Traffic Boxes



Convergence Coworking,
 Hamburg



El Punto, North Tonawanda Hilbert College
 Value Pillars (1 of 7)



Main Street in front of the Amherst
 Public Library Williamsville Branch



Main Street and Youngs Rd. In front of Erie
 County Community College




"Fisher of Men" Olcott Methodist Church



SPOT Coffee, North Tonawanda
 (No Longer There)



Kenan Center Garden Wall, this was
 designed and painted with children during
 the the Kenan KidQuest program.
 Summer 2023



Gust of Sun Winery &
 Vineyard, Ransomville